



HYIP Manager Pro Script Gold Coders

Documentation

Update Script: Jan 28 2020

Contents

1. [Introduction](#)
2. [How it works](#)
3. [Installation](#)



Introduction

Hello there! Thanks for purchasing in Template Rex!

We hope you enjoy your copy of HYIP Manager Pro Script, which has all its functions and can install it freely in the number of hostings / domains that you want to start a project., you can contact me at hey@templatere.com! I promise I don't bite. :)

Remember that on our website you will find templates ready to be used and personalized with your Script with attractive designs that will attract more clients to your project.

Please note that all the Script files are included in the purchase, all the code is in your hands so you can easily customize it.





How it works

HYIP Manager Pro supports Bitcoin, Litecoin, Dogecoin, Ethereum, Bitcoin Cash, Dash, Bitcoin Gold, Paypal, Perfect Money, Skrill, Payza, Webmoney, Alertpay, Paypal, E-bullion, Pecunix and any other processings.

HYIP Manager Pro is a package for investment sites. This software helps you to create and manage your own HYIP with ease. Automatic withdrawal, mass payment and instant payment included. The combination of price, features, performance and security are the best on the current market.



Installation

Installing the HYIP Manager Pro script will be a simple process check the following steps below.

1. Check that the script is in .ZIP before beginning the upload.



HYIP-Manager-P
RO-NOV19-UPD
ATE

2. Upload HYIP-Manager-PRO-NOV19-UPDATE the .ZIP using an FTP or file manager to the directory where the Gold Coders Manager Script is installed.

☐ Overwrite existing files

Drop files here to start uploading

or

Select File

HYIP-Manager-PRO-NOV19-UPDATE.zip


18%




1.38 MB / 7.55 MB (18%) complete



3. It will have been uploaded to the root directory of the website as shown below.

Home Up One Level Back Forward Reload Select All Unselect All View Trash Empty Trash				
Name	Size	Last Modified	Type	Permissions
 HYIP-Manager-PRO-NOV19-UPDATE.zip	7.55 MB	Today, 7:26 AM	package/x-generic	0644

4. Proceed to unzip your script in the root directory, this process will write some files to work the script correctly.

Home Up One Level Back Forward Reload Select All Unselect All View Trash Empty Trash				
Name	Size	Last Modified	Type	Permissions
 HYIP-Manager-PRO-NOV19-UPDATE.zip	7.55 MB	Today, 7:26 AM	package/x-generic	0644

- Download
- View
- Move
- Copy
- Rename
- Change Permissions
- Delete
- Extract
- Compress



5. To see the files of your script in the root of your domain in the following way.

Home

↑ Up One Level

← Back

→ Forward

↻ Reload

☑ Select All

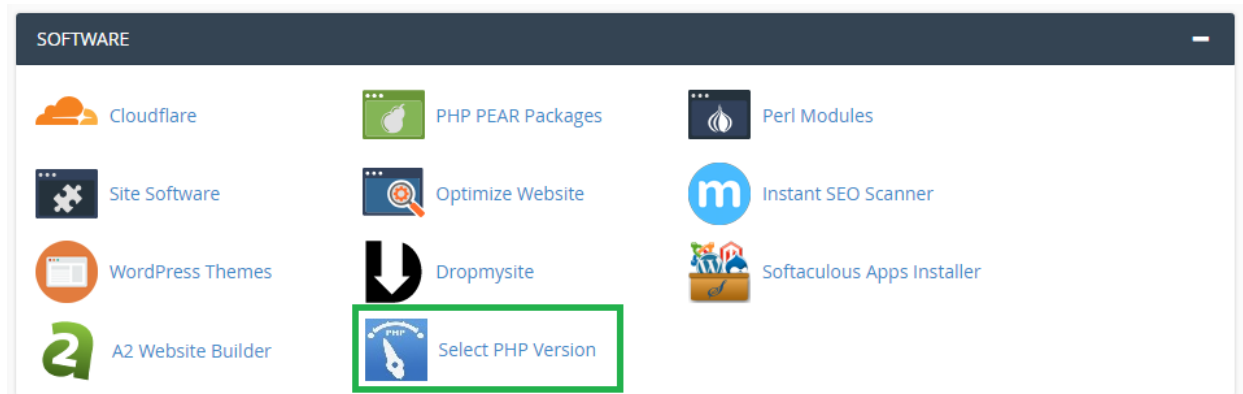
☐ Unselect All

View Trash

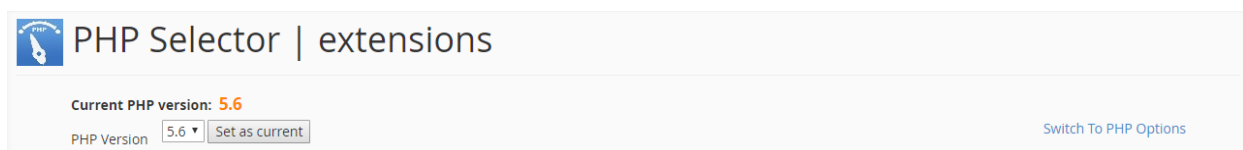
Empty Trash

Name	Size	Last Modified	Type	Permissions
<div>📁</div> fonts	4 KB	May 31, 2019, 11:15 AM	httpd/unix-directory	0755
<div>📁</div> images	4 KB	Nov 21, 2019, 9:07 AM	httpd/unix-directory	0755
<div>📁</div> inc	4 KB	May 31, 2019, 11:15 AM	httpd/unix-directory	0755
<div>📁</div> tmpl	4 KB	May 31, 2019, 11:15 AM	httpd/unix-directory	0755
<div>📁</div> tmpl_c	4 KB	May 31, 2019, 11:15 AM	httpd/unix-directory	0755
<div>📄</div> admin.php	3.8 MB	Yesterday, 1:56 PM	application/x-httpd-php	0644
<div>📄</div> Documentation Script HYIP Manager Pro.pdf	969.56 KB	Aug 15, 2019, 12:32 AM	application/pdf	0644
<div>🖼️</div> favicon.ico	1.12 KB	Aug 18, 2019, 4:34 AM	image/x-generic	0644
<div>📦</div> HYIP-Manager-PRO-NOV19-UPDATE.zip	7.55 MB	Today, 7:26 AM	package/x-generic	0644
<div>📄</div> index.php	3.85 MB	Yesterday, 2:49 PM	application/x-httpd-php	0644
<div>📄</div> install.php	227.91 KB	Yesterday, 1:56 PM	application/x-httpd-php	0644
<div>📄</div> settings.php	5.05 KB	May 31, 2019, 11:15 AM	application/x-httpd-php	0644
<div>📄</div> style.css	2.35 KB	May 31, 2019, 3:58 AM	text/css	0644

6. Then go to the CPanel of your hosting and configure the PHP version of your domain in version 5.6



Check your version PHP and change:



7. Go to your domain and enter the address by adding /install.php to start the process of installing your script Example : your-domain.com/install.php

MySQL data	
Mysql host:	localhost
Mysql database name:	your-database-name
Mysql username:	your-database-user
Mysql password:	your-password

License data:	
Host:	your-domain.com
License Key:	your-domain.com

Admin account data:	
E-mail:	hey@templatere.com
Password:	*****

Install

All Rights Reserved. HYIP Manager

8. The script will request the information of your database (name of database, user database and password of your database) enter them, **you will be asked for YOUR LICENSE KEY which is the name of your domain** and finally your email of administrator and administrator password that will be linked to your script.

MySQL data	
Mysql host:	localhost
Mysql database name:	your-database-name
Mysql username:	your-database-user
Mysql password:	your-password

License data:	
Host:	your-domain.com
License Key:	your-domain.com

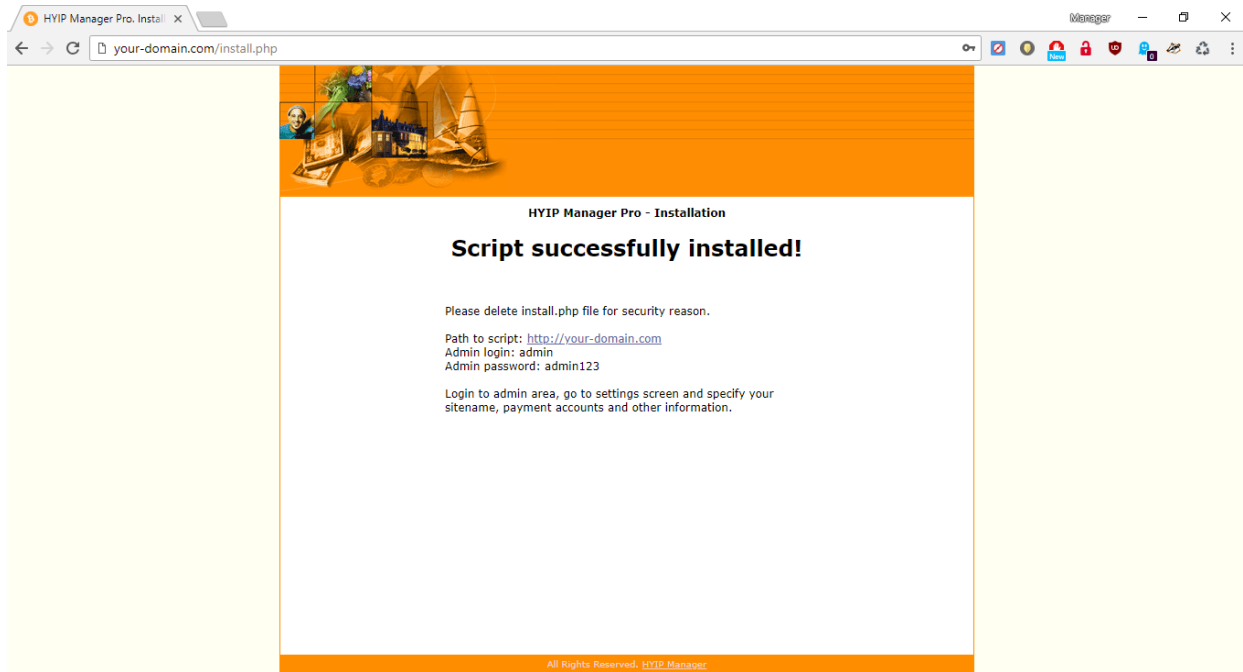
Admin account data:	
E-mail:	hey@templatere.com
Password:	*****

Install

All Rights Reserved. HYIP Manager



9. This completes the process of installing your script correctly, you can see a confirmation screen where you have finished installing the script, remember to save the access credentials of your administrator user.



10. If you try to enter your domain after finishing the installation you will see a message telling you to delete the file install.php



11. Go to your FTP directory of your domain and proceed to delete the file shown below.

HomeUp One LevelBackForwardReloadSelect AllUnselect AllView TrashEmpty Trash

Name	Size	Last Modified	Type	Permissions
fonts	4 KB	May 31, 2019, 11:15 AM	httpd/unix-directory	0755
images	4 KB	Nov 21, 2019, 9:07 AM	httpd/unix-directory	0755
inc	4 KB	May 31, 2019, 11:15 AM	httpd/unix-directory	0755
tmpl	4 KB	May 31, 2019, 11:15 AM	httpd/unix-directory	0755
tmpl_c	4 KB	May 31, 2019, 11:15 AM	httpd/unix-directory	0755
admin.php	3.8 MB	Yesterday, 1:56 PM	application/x-httpd-php	0644
Documentation Script HYIP Manager Pro.pdf		15, 2019, 12:32 AM	application/pdf	0644
favicon.ico		18, 2019, 4:34 AM	image/x-generic	0644
HYIP-Manager-PRO-NOV19-UPDATE.zip		ay, 7:26 AM	package/x-generic	0644
index.php		terday, 2:49 PM	application/x-httpd-php	0644
install.php		terday, 1:56 PM	application/x-httpd-php	0644
settings.php		7/31, 2019, 11:15 AM	application/x-httpd-php	0644
style.css		7/31, 2019, 3:58 AM	text/css	0644

DownloadViewEditMoveCopyRenameChange PermissionsDeleteCompress

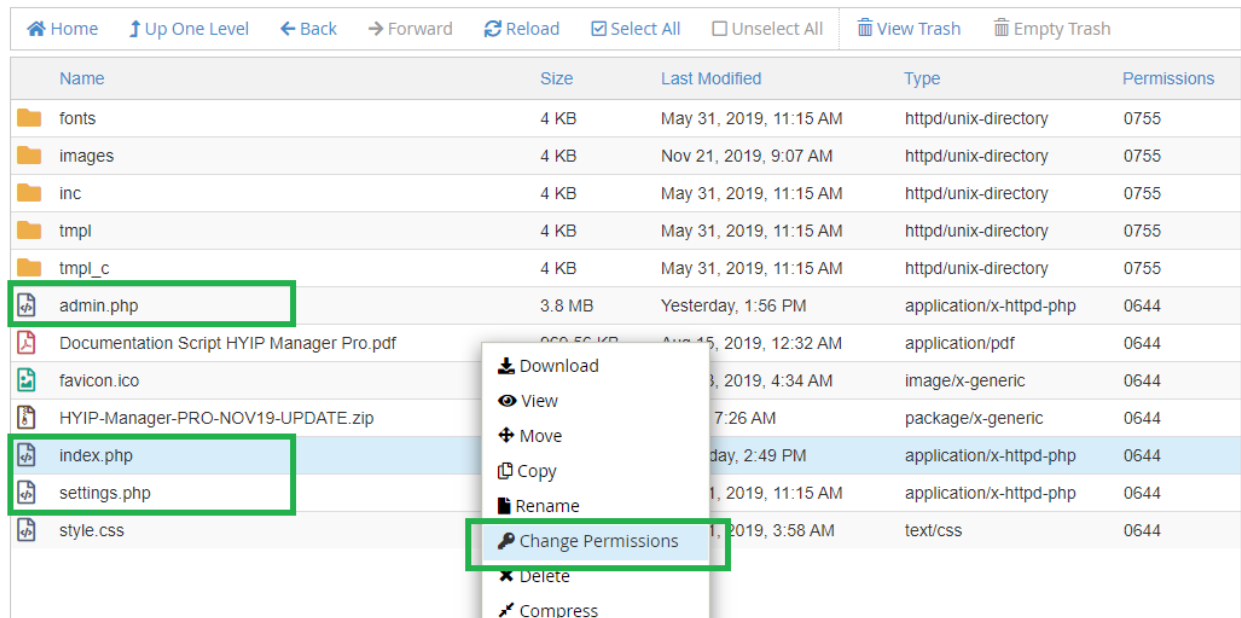


Protect Your Installation For Security

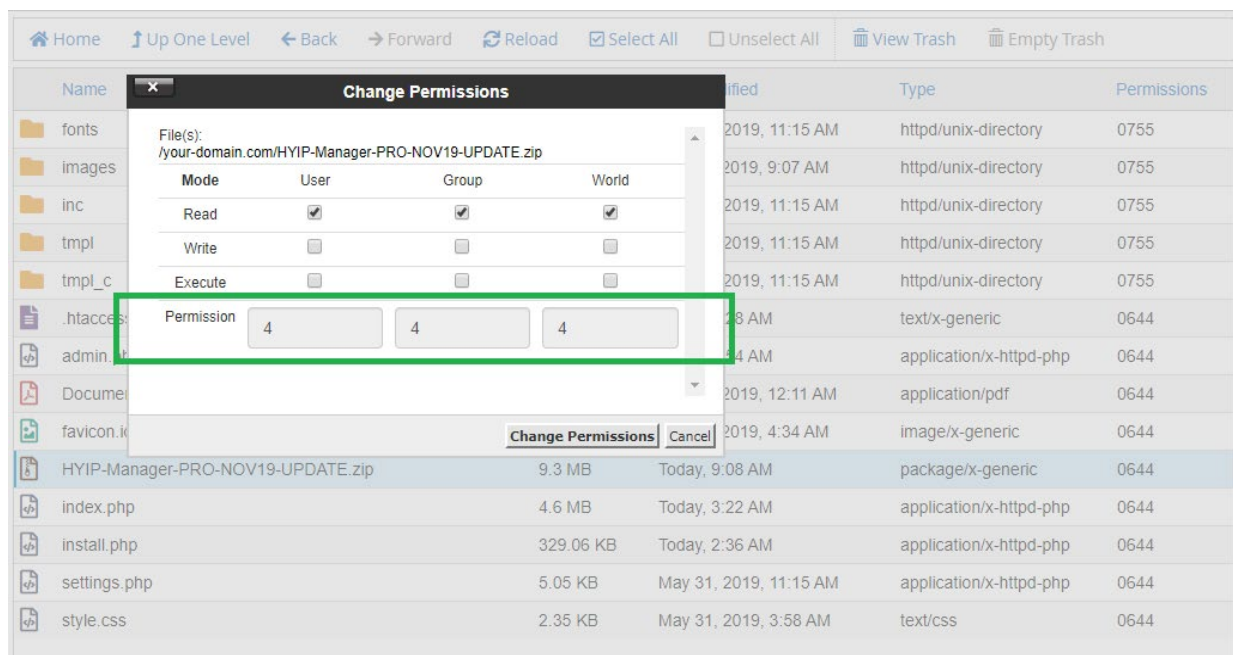
12. **IMPORTANT!** You need configure after installation and customization of the script, configure your payment methods to place in folders: permission 555 (tmpl_c permission 755)

And 444 for the settings.php, admin.php and index.php files

To protect your installation and everything works properly.















Set the permissions in your files



It should look something like this when you finish changing the permissions:

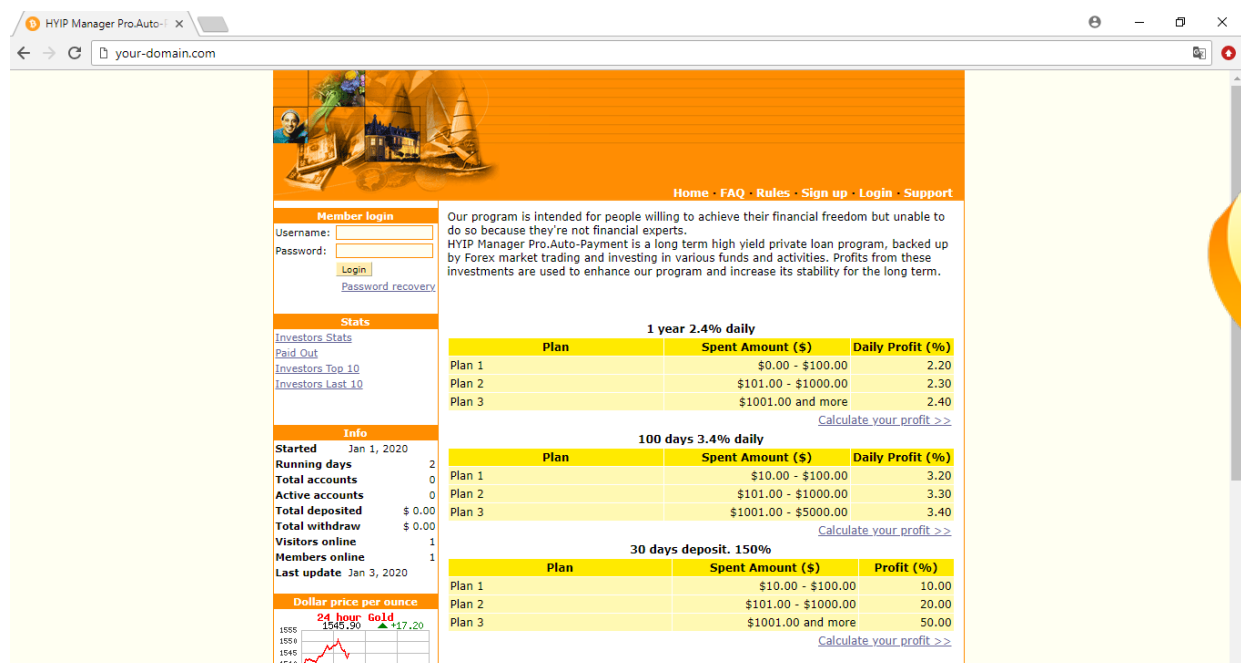
[Home](#)
[↑ Up One Level](#)
[← Back](#)
[→ Forward](#)
[↻ Reload](#)
[☑ Select All](#)
[☐ Unselect All](#)

[🗑 View Trash](#)
[🗑 Empty Trash](#)

Name	Size	Last Modified	Type	Permissions
 fonts	4 KB	May 31, 2019, 11:15 AM	httpd/unix-directory	0555
 images	4 KB	Nov 21, 2019, 9:07 AM	httpd/unix-directory	0555
 inc	4 KB	May 31, 2019, 11:15 AM	httpd/unix-directory	0555
 tmpl	4 KB	May 31, 2019, 11:15 AM	httpd/unix-directory	0555
 tmpl_c	4 KB	May 31, 2019, 11:15 AM	httpd/unix-directory	0755
 admin.php	3.8 MB	Yesterday, 1:56 PM	application/x-httpd-php	0444
 Documentation Script HYIP Manager Pro.pdf	969.56 KB	Aug 15, 2019, 12:32 AM	application/pdf	0644
 favicon.ico	1.12 KB	Aug 18, 2019, 4:34 AM	image/x-generic	0644
 HYIP-Manager-PRO-NOV19-UPDATE.zip	7.55 MB	Today, 7:26 AM	package/x-generic	0644
 index.php	3.85 MB	Yesterday, 2:49 PM	application/x-httpd-php	0444
 settings.php	5.05 KB	May 31, 2019, 11:15 AM	application/x-httpd-php	0444
 style.css	2.35 KB	May 31, 2019, 3:58 AM	text/css	0644

NOTE: If you want to change any setting in your administrator you must change the settings.php permission to 644 so that the changes in your Script are applied.

13. When trying to see your script by entering the URL of your domain after deleting the file "install.php" you can see the homepage of this where you can enter with your administrator credentials.



HYIP Manager Pro.Auto-1 X

your-domain.com

Home · FAQ · Rules · Sign up · Login · Support

Member login

Our program is intended for people willing to achieve their financial freedom but unable to do so because they're not financial experts.
HYIP Manager Pro.Auto-Payment is a long term high yield private loan program, backed up by Forex market trading and investing in various funds and activities. Profits from these investments are used to enhance our program and increase its stability for the long term.

Username:

Password:

[Login](#)

[Password recovery](#)

Stats

[Investors Stats](#)

[Paid Out](#)

[Investors Top 10](#)

[Investors Last 10](#)

Info

Started Jan 1, 2020

Running days 2

Total accounts 0

Active accounts 0

Total deposited \$ 0.00

Total withdraw \$ 0.00

Visitors online 1

Members online 1

Last update Jan 3, 2020

Dollar price per ounce

24 hour Gold

1545.00

1545

1544

1543

1542

1541

1540

1539

1538

1537

1536

1535

1534

1533

1532

1531

1530

1529

1528

1527

1526

1525

1524

1523

1522

1521

1520

1519

1518

1517

1516

1515

1514

1513

1512

1511

1510

1509

1508

1507

1506

1505

1504

1503

1502

1501

1500

1499

1498

1497

1496

1495

1494

1493

1492

1491

1490

1489

1488

1487

1486

1485

1484

1483

1482

1481

1480

1479

1478

1477

1476

1475

1474

1473

1472

1471

1470

1469

1468

1467

1466

1465

1464

1463

1462

1461

1460

1459

1458

1457

1456

1455

1454

1453

1452

1451

1450

1449

1448

1447

1446

1445

1444

1443

1442

1441

1440

1439

1438

1437

1436

1435

1434

1433

1432

1431

1430

1429

1428

1427

1426

1425

1424

1423

1422

1421

1420

1419

1418

1417

1416

1415

1414

1413

1412

1411

1410

1409

1408

1407

1406

1405

1404

1403

1402

1401

1400

1399

1398

1397

1396

1395

1394

1393

1392

1391

1390

1389

1388

1387

1386

1385

1384

1383

1382

1381

1380

1379

1378

1377

1376

1375

1374

1373

1372

1371

1370

1369

1368

1367

1366

1365

1364

1363

1362

1361

1360

1359

1358

1357

1356

1355

1354

1353

1352

1351

1350

1349

1348

1347

1346

1345

1344

1343

1342

1341

1340

1339

1338

1337

1336

1335

1334

1333

1332

1331

1330

1329

1328

1327

1326

1325

1324

1323

1322

1321

1320

1319

1318

1317

1316

1315

1314

1313

1312

1311

1310

1309

1308

1307

1306

1305

1304

1303

1302

1301

1300

1299

1298

1297

1296

1295

1294

1293

1292

1291

1290

1289

1288

1287

1286

1285

1284

1283

1282

1281

1280

1279

1278

1277

1276

1275

1274

1273

1272

1271

1270

1269

1268

1267

1266

1265

1264

1263

1262

1261

1260

1259

1258

1257

1256

1255

1254

1253

1252

1251

1250

1249

1248

1247

1246

1245

1244

1243

1242

1241

1240

1239

1238

1237

1236

1235

1234

1233

1232

1231

1230

1229

1228

1227

1226

1225

1224

1223

1222

1221

1220

1219

1218

1217

1216

1215

1214

1213

1212

1211

1210

1209

1208

1207

1206

1205

1204

1203

1202

1201

1200

1199

1198

1197

1196

1195

1194

1193

1192

1191

1190

1189

1188

1187

1186

1185

1184

1183

1182

1181

1180

1179

1178

1177

1176

1175

1174

1173

1172

1171

1170

1169

1168

1167

1166

1165

1164

1163

1162

1161

1160

1159

1158

1157

1156

1155

1154

1153

1152

1151

1150

1149

1148

1147

1146

1145

1144

1143

1142

1141

1140

1139

1138

1137

1136

1135

1134

1133

1132

1131

1130

1129

1128

1127

1126

1125

1124

1123

1122

1121

1120

1119

1118

1117

1116

1115

1114

1113

1112

1111

1110

1109

1108

1107

1106

1105

1104

1103

1102

1101

1100

1099

1098

1097

1096

1095

1094

1093

1092

1091

1090

1089

1088

1087

1086

1085

1084

1083

1082

1081

1080

1079

1078

1077

1076

1075

1074

1073

1072

1071

1070

1069

1068

1067

1066

1065

1064

1063

1062

1061

1060

1059

1058

1057

1056

1055

1054

1053

1052

1051

1050

1049

1048

1047

1046

1045

1044

1043

1042

1041

1040

1039

1038

1037

1036

1035

1034

1033

1032

1031

1030

1029

1028

1027

1026

1025

1024

1023

1022

1021

1020

1019

1018

1017

1016

1015

1014

1013

1012

1011

1010

1009

1008

1007

1006

1005

1004

1003

1002

1001

1000

999

998

997

996

995

994

993

992

991

990

989

988

987

986

985

984

983

982

981

980

979

978

977

976

975

974

973

972

971

970

969

968

967

966

965

964

963

962

961

960

959

958

957

956

955

954

953

952

951

950

949

948

947

946

945

944

943

942

941

940

939

938

937

936

935

934

933

932

931

930

929

928

927

926

925

924

923

922

921

920

919

918

917

916

915

914

913

912

911

910

909

908

907

906

905

904

903

902

901

900

899

898

897

896

895

894

893

892

891

890

889

888

887

886

885

884

883

882

881

880

879

878

877

876

875

874

873

872

871

870

869

868

867

866

865

864

863

862

861

860

859

858

857

856

855

854

853

852

851

850

849

848

847

846

845

844

843

842

841

840

839

838

837

836

835

834

833

832

831

830

829

828

827

826

825

824

823

822

821

820

819

818

817

816

815

814

813

812

811

810

809

808

807

806

805

804

803

802

801

800

799

798

797

796

795

794

793

792

791

790

789

788

787

786

785

784

783

782

781

780

779

778

777

776

775

774

773

772

771

770

769

768

767

766

765

764

763

762

761

760

759

758

757

756

755

754

753

752

751

750

749

748

747

746

745

744

743

742

741

740

739

738

737

736

735

734

733

732

731

730

729

728

727

726

725

724

723

722

721

720

719

718

717

716

715

714

713

712

711

710

709

708

707

706

705

704

703

702

701

700

699

698

697

696

695

694

693

692

691

690

689

688

687

686

685

684

683

682

681

680

679

678

677

676

675

674

673

672

671

670

669

668

667

666

665

664

663

662

661

660

659

658

657

656

655

654

653

652

651

650

649

648

647

646

645

644

643

642

641

640

639

638

637

636

635

634

633

632

631

630

629

628

627

626

625

624

623

622

621

620

619

618

617

616

615

614

613

612

611

610

609

608

607

606

605

604

603

602

601

600

599

598

597

596

595

594

593

592

591

590

589

588

587

586

585

584

583

582

581

580

579

578

577

576

575

574

573

572

571

570

569

568

567

566

565

564

563

562

561

560

559

558

557

556

555

554

553

552

551

550

549

548

547

546

545

544

543

542

541

540

539

538

537

536

535

534

533

532

531

530

529

528

527

526

525

524

523

522

521

520

519

518

517

516

515

514

513

512

511

510

509

508

507

506

505

504

503

502

501

500

499

498

497

496

495

494

493

492

491

490

489

488

487

486

485

484

483

482

481

480

479

478

477

476

475

474

473

472

471

470

469

468

467

466

465

464

463

462

461

460

459

458

457

456

455

454

453

452

451

450

449

448

447

446

445

444

443

442

441

440

439

438

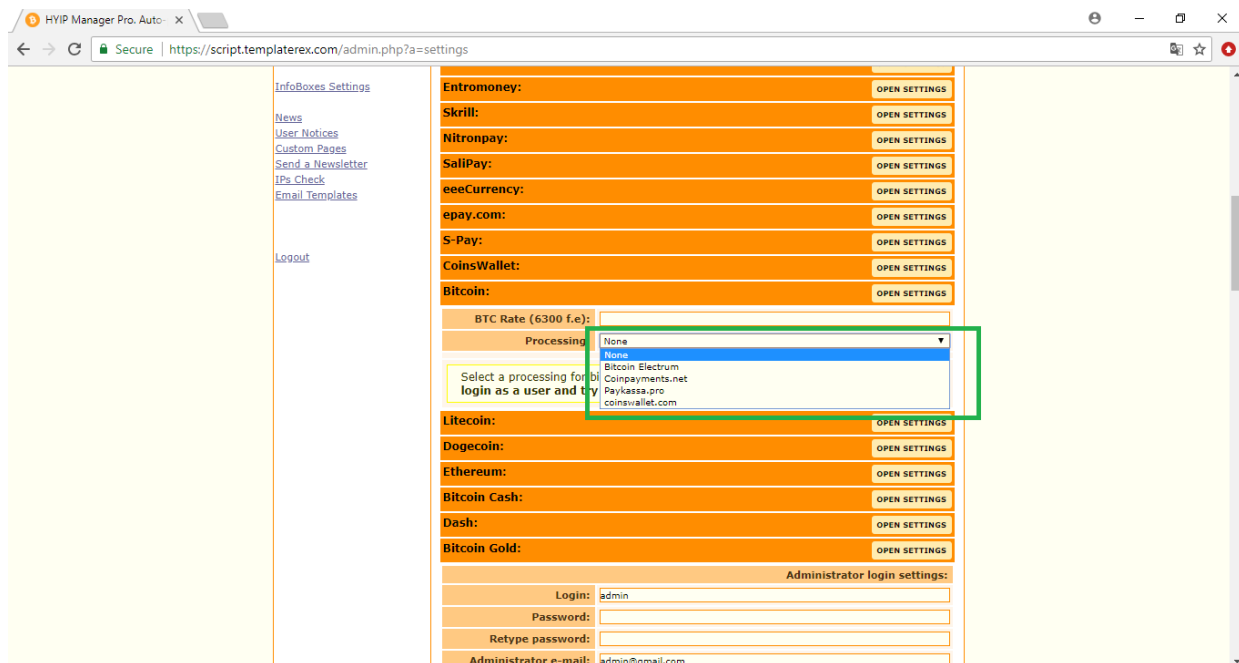
437

436

435

434

14. Already within your script you can configure all the parameters according to your needs such as plans, payment methods among others.



The screenshot shows the 'admin.php?a=settings' page of the HYIP Manager Pro. The interface is divided into a left sidebar with navigation links and a main content area. The sidebar links include 'InfoBoxes Settings', 'News', 'User Notices', 'Custom Pages', 'Send a Newsletter', 'IPs Check', 'Email Templates', and 'Logout'. The main content area features a list of payment methods, each with an 'OPEN SETTINGS' button. These methods include Entromoney, Skrill, Nitronpay, SaliPay, eeeCurrency, epay.com, S-Pay, CoinsWallet, Bitcoin, Litecoin, Dogecoin, Ethereum, Bitcoin Cash, Dash, and Bitcoin Gold. A dropdown menu for the 'Processing' field is open, showing options: 'None', 'None', 'Bitcoin Electrum', 'Coinpayments.net', 'Paykassa.pro', and 'coinswallet.com'. Below this, there is a section for 'Administrator login settings' with fields for 'Login' (admin), 'Password', 'Retype password', and 'Administrator e-mail' (admin@gmail.com).

NOTE: If you want to change any setting in your administrator you must change the settings.php permission to 644 so that the changes in your Script are applied.



Do you have problems with the installation?

Do not worry if for some reason the script is not displaying it on your website, these are some steps that will help.

STEP 1. You verify that the content of the template has been unzipped at your root site and is not a folder:

[Home](#)

[Up One Level](#)

[Back](#)

[Forward](#)



[Reload](#)

☒ [Select All](#)














☐ [Unselect All](#)

[View Trash](#)


[Empty Trash](#)

Name	Size	Last Modified	Type	Permissions
 HYIP-Manager-PRO-NOV19-UPDATE	4 KB	Today, 7:54 AM	httpd/unix-directory	0755
 HYIP-Manager-PRO-NOV19-UPDATE.zip	7.55 MB	Today, 7:26 AM	package/x-generic	0644

You must move the contents of the folder to the root of your website:

Home		↑ Up One Level	← Back	→ Forward	↻ Reload	☑ Select All	☐ Unselect All	🗑 View Trash	🗑 Empty Trash
Name	Size	Last Modified	Type	Permissions					
 fonts	4 KB	May 31, 2019, 11:15 AM	httpd/unix-directory	0755					
 images		Nov 21, 2019, 9:07 AM	httpd/unix-directory	0755					
 inc		May 31, 2019, 11:15 AM	httpd/unix-directory	0755					
 tmpl	4 KB	May 31, 2019, 11:15 AM	httpd/unix-directory	0755					
 tmpl_c	4 KB	May 31, 2019, 11:15 AM	httpd/unix-directory	0755					
 admin.php	3.8 MB	Yesterday, 1:56 PM	application/x-httpd-php	0644					
 Documentation Script HYIP Manager Pro.pdf	969.56 KB	Aug 15, 2019, 12:32 AM	application/pdf	0644					
 favicon.ico	1.12 KB	Aug 18, 2019, 4:34 AM	image/x-generic	0644					
 HYIP-Manager-PRO-NOV19-UPDATE.zip	7.55 MB	Today, 7:26 AM	package/x-generic	0644					
 index.php	3.85 MB	Yesterday, 2:49 PM	application/x-httpd-php	0644					
 install.php	227.91 KB	Yesterday, 1:56 PM	application/x-httpd-php	0644					
 settings.php	5.05 KB	May 31, 2019, 11:15 AM	application/x-httpd-php	0644					
 style.css	2.35 KB	May 31, 2019, 3:58 AM	text/css	0644					

STEP 2. Review the connection data to your database which should have been previously created, if the data in your database is not correct, the script will not continue the installation process.

 **MySQL® Database Wizard**


MySQL Databases allow you to store lots of information in an easy to access manner. The databases themselves are not easily read by humans. MySQL databases are required by many web applications including some bulletin boards, content management systems, and others. To use a database, you'll need to create it. Only MySQL Users (different than mail or other users) that have privileges to access a database can read from or write to that database.


Step 1: Create A Database

New Database:

Note: 54 characters max.

[Next Step](#)

 **MySQL® Database Wizard**

 You have created a MariaDB/MySQL database named "rex_templex".

Step 2: Create Database Users:

Username:

Note: 38 characters max.

Password:

Password (Again):


Strength ⓘ

Weak (34/100)

[Password Generator](#)

[Create User](#)

It is very important that you have granted all the privileges to your database.

 You have successfully created a MySQL user named "rex_templex".

Step 3: Add user to the database.


User: **rex_templex**
Database: **rex_templex**

☒ ALL PRIVILEGES

<input checked="" type="checkbox"/> ALTER	<input checked="" type="checkbox"/> ALTER ROUTINE
<input checked="" type="checkbox"/> CREATE	<input checked="" type="checkbox"/> CREATE ROUTINE
<input checked="" type="checkbox"/> CREATE TEMPORARY TABLES	<input checked="" type="checkbox"/> CREATE VIEW
<input checked="" type="checkbox"/> DELETE	<input checked="" type="checkbox"/> DROP
<input checked="" type="checkbox"/> EVENT	<input checked="" type="checkbox"/> EXECUTE



STEP 3. Remember to verify that your PHP version is in 5.6 for your domain where the script is and it will be installed

 **PHP Selector | extensions**

Current PHP version: **5.6**

PHP Version 5.6 ▼ Set as current

[Switch To PHP Options](#)

STEP 4. Verify that the requirements that the script needs in the extensions of the PHP 5.6 version need to have activated the activated Ioncube.

A <input type="checkbox"/> apcu <input type="checkbox"/> apm <input type="checkbox"/> ares	I <input checked="" type="checkbox"/> intl <input checked="" type="checkbox"/> ioncube_loader <input type="checkbox"/> ioncube_loader_4	P <input type="checkbox"/> pdf <input checked="" type="checkbox"/> pdo <input checked="" type="checkbox"/> pdo_dblib <input type="checkbox"/> pdo_firebird <input checked="" type="checkbox"/> pdo_mysql <input type="checkbox"/> pdo_oci <input type="checkbox"/> pdo_odbc <input type="checkbox"/> pdo_pgsql <input checked="" type="checkbox"/> pdo_sqlite <input type="checkbox"/> pgsql <input type="checkbox"/> phalcon <input type="checkbox"/> phalcon3 <input checked="" type="checkbox"/> phar <input checked="" type="checkbox"/> posix <input type="checkbox"/> propro <input checked="" type="checkbox"/> pspell	S <input type="checkbox"/> stats <input type="checkbox"/> stem <input type="checkbox"/> stomp <input type="checkbox"/> suhosin <input type="checkbox"/> sybase_ct <input type="checkbox"/> sysvmsg <input type="checkbox"/> sysvsem <input type="checkbox"/> sysvshm
B <input checked="" type="checkbox"/> bcmath <input type="checkbox"/> big_int <input type="checkbox"/> bitset <input type="checkbox"/> brotli <input type="checkbox"/> bz2_filter	J <input type="checkbox"/> jsmin <input checked="" type="checkbox"/> json		T <input type="checkbox"/> tideways <input checked="" type="checkbox"/> tidy <input type="checkbox"/> timezonedb <input type="checkbox"/> trader <input type="checkbox"/> translit
D <input type="checkbox"/> dba <input type="checkbox"/> dbx <input checked="" type="checkbox"/> dom <input type="checkbox"/> doublemetaphone	L <input type="checkbox"/> ldap <input type="checkbox"/> libevent <input type="checkbox"/> libsodium <input type="checkbox"/> luasandbox <input type="checkbox"/> lzf	Q <input type="checkbox"/> quickhash	U <input type="checkbox"/> uploadprogress <input type="checkbox"/> uri_template <input type="checkbox"/> uuid
E <input type="checkbox"/> eio <input checked="" type="checkbox"/> enchant	M <input type="checkbox"/> mailparse <input checked="" type="checkbox"/> mbstring <input checked="" type="checkbox"/> mcrypt <input type="checkbox"/> memcache <input type="checkbox"/> memcached <input type="checkbox"/> mongo <input type="checkbox"/> mongodb <input type="checkbox"/> msgpack <input type="checkbox"/> mssql <input checked="" type="checkbox"/> mysql <input type="checkbox"/> mysqli <input checked="" type="checkbox"/> mysqlnd	R <input type="checkbox"/> radius <input type="checkbox"/> raphf <input type="checkbox"/> rar <input type="checkbox"/> recode <input type="checkbox"/> redis <input type="checkbox"/> rsync	W <input checked="" type="checkbox"/> wddx <input type="checkbox"/> weakref
F <input checked="" type="checkbox"/> fileinfo		S <input checked="" type="checkbox"/> snmp <input checked="" type="checkbox"/> soap <input checked="" type="checkbox"/> sockets <input type="checkbox"/> solr <input type="checkbox"/> sourceguardian <input type="checkbox"/> spl_types <input type="checkbox"/> ssh2	X <input type="checkbox"/> xcache_3 <input type="checkbox"/> xdebug <input type="checkbox"/> xhprof <input checked="" type="checkbox"/> xmlreader <input checked="" type="checkbox"/> xmlrpc <input checked="" type="checkbox"/> xmlwriter <input type="checkbox"/> xrange <input checked="" type="checkbox"/> xsl
G <input checked="" type="checkbox"/> gd <input type="checkbox"/> gender <input type="checkbox"/> geoip <input type="checkbox"/> geos <input type="checkbox"/> gmagick <input type="checkbox"/> gnupg <input type="checkbox"/> grpc	N <input type="checkbox"/> ncurses <input type="checkbox"/> nd_mysql <input checked="" type="checkbox"/> nd_mysql_i <input type="checkbox"/> nd_pdo_mysql		Y <input type="checkbox"/> yaml <input type="checkbox"/> yaz
H <input type="checkbox"/> haru <input type="checkbox"/> htscanner <input type="checkbox"/> http	O <input type="checkbox"/> oauth <input type="checkbox"/> oci8 <input type="checkbox"/> odbc <input checked="" type="checkbox"/> opcache		Z <input checked="" type="checkbox"/> zend_guard_loader <input checked="" type="checkbox"/> zip
I <input type="checkbox"/> igbinary <input checked="" type="checkbox"/> imagick <input checked="" type="checkbox"/> imap <input type="checkbox"/> inotify <input type="checkbox"/> interbase			

STEP 5. If you continue to have problems starting the installation by having a blank screen, a cache problem may have been generated, after performing the above steps, first try to purge your browser cache With CTRL + F5 this should purge the cache, as a second option delete all the files and reload the .zip script and unzip it again at the root of this file you should not have any more problems to continue its installation.


☐ Overwrite existing files

Drop files here to start uploading

or

Select File

HYIP-Manager-PRO-NOV19-UPDATE.zip

18% 

1.38 MB / 7.55 MB (18%) complete



It is recommended

1. Verify that your hosting has the requirements of the developer, if you do not have the requirements you request it may not work or have problems with some of its functions:

HYIP Manager Pro Script. Requirements.



HYIP Manager is a package for investment sites. This software helps you to create and manage your own HYIP with ease. **Automatic withdrawal, instant payment and mass payment included.** The combination of price, features, performance and security are the best on the current market.

Requirements:

- Any platform (Win/Linux/other)
- PHP 5.3(or more) + Ioncube Loader
- Curl extension
- GD extension (recommended)
- MySQL database
- [Security tips](#)

Common question:

- Does it work with php 5.3+ and mysql 5+?
- Script work with any php version from 5.3 to 5.5

2. Protect your installation with services such as SSL certificate, Firewall, DDOS, CDN to increase security in your project and avoid attackers.
3. Generate strong passwords for your project, keep them in a safe place you can use the following site to generate strong passwords or use your preferred service.

www.passwordsgenerator.net

4. **Remember that your purchase has 1 month of support, our support does not extend to customizations of our customers.**

Bonus Coupon

We want to support your next project! That's why we give you 10% discount on your next purchase in our store! Cheers!!!



TEMPLATE REX 

GET 10% OFF



TRDISCOUNT10

COUPON

You can find excellent quality templates in our store for your Gold Coders HYIP Manager Pro Script, make your business more visually and professionally attractive to investors, making your business grow and get better benefits.

www.templaterex.com/shop/

Enjoy Your Project, Template Rex
www.templaterex.com

